

# FFT Monthly Summary: May 2020

THE THREE ZERO SIX MEDICAL CENTRE  
Code: G85091

## SECTION 1 CQRS Reporting

### CQRS Reporting

FFT001	FFT002	FFT003	FFT004	FFT005	FFT006	FFT007	FFT008	FFT009	FFT010	FFT011	FFT012
4	0	0	0	1	0	1	0	0	4	0	0




Notes: 1. The CQRS Reporting table scores above should be entered directly as presented into the CQRS System. For further information please contact the CQRS service desk on 0800 440 2777 or email them at [cqrsservicedesk@gdit.com](mailto:cqrsservicedesk@gdit.com). Please select the 'Data Submission' tab from the main menu.

## SECTION 2 Report Summary

<b>Surveyed Patients:</b>	<b>16</b>							
<b>Responses:</b>	<b>5</b>							
		<b>Extremely Likely</b>	<b>Likely</b>	<b>Neither Likely nor Unlikely</b>	<b>Unlikely</b>	<b>Extremely Unlikely</b>	<b>Don't Know</b>	<b>Total</b>
SMS - Autopoll		3	0	0	0	1	0	<b>4</b>
SMS - User Initiated								
Tablet/App								
Web/E-mail								
Manual Upload		1	0	0	0	0	0	<b>1</b>
<b>Total</b>		<b>4</b>	<b>0</b>	<b>0</b>	<b>0</b>	<b>1</b>	<b>0</b>	<b>5</b>
<b>Total (%)</b>		<b>80%</b>	<b>0%</b>	<b>0%</b>	<b>0%</b>	<b>20%</b>	<b>0%</b>	<b>100%</b>

### Summary Scores

 80%  20%  -0%

## NHS Scoring Guidance

Recent guidance issued by NHS England has confirmed the move away from the 'Net Promoter' scoring methodology to a simpler 'Percentage Recommended' and 'Percentage Not Recommended' method.

The percentage measures are calculated as follows:

$$\text{Recommended (\%)} = \frac{\text{extremely likely} + \text{likely}}{\text{extremely likely} + \text{likely} + \text{neither} + \text{unlikely} + \text{extremely unlikely} + \text{don't know}} \times 100$$

$$\text{Not Recommended (\%)} = \frac{\text{extremely unlikely} + \text{unlikely}}{\text{extremely likely} + \text{likely} + \text{neither} + \text{unlikely} + \text{extremely unlikely} + \text{don't know}} \times 100$$

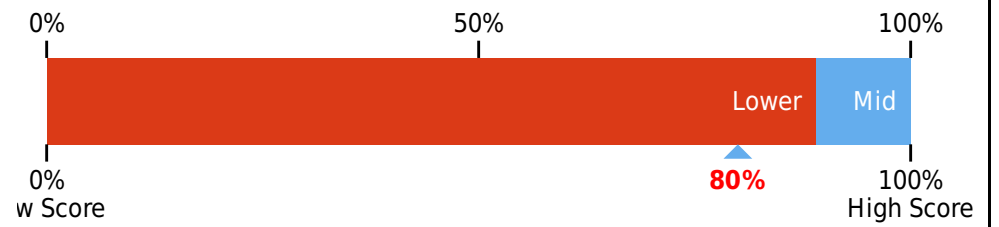
For further information about the selection of the scoring method please see the NHS FFT Review published in June 2014 here:

<http://www.england.nhs.uk/ourwork/pe/fft/fft-test-review/>

## SECTION 3 Practice Scoring

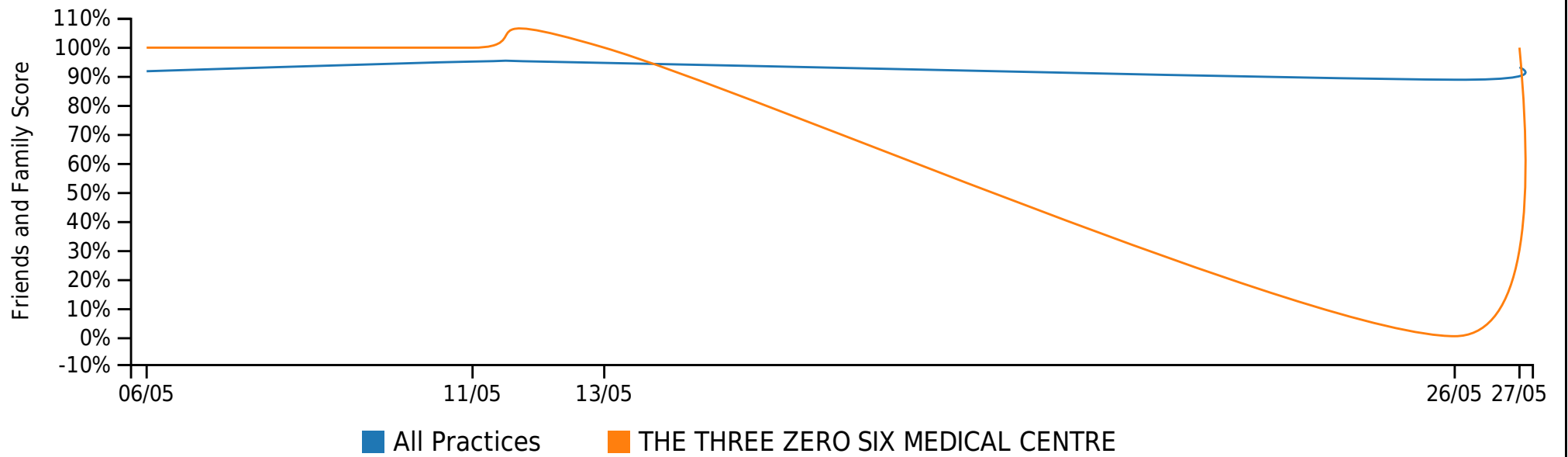
### Practice Score: 'Recommended' Rank

**Your Score:** 80%  
**Percentile Rank:** 10<sup>TH</sup>



- Notes: 1. Display the 'Recommended' score and percentile for current reporting month.  
2. Score calculated as per NHS requirements. See scoring guidance section.  
3. Percentile represents how your 'recommended' score compares to all other practices managed by iPLATO. Your score of 10th percentile means your practice scored above 10% of all practices.

### Practice Score: 'Recommended' Comparison



- Notes: 1. Practice score comparison of 'recommended' scores only.  
2. Score calculated as per NHS requirements. See scoring guidance section.

### Practice Score: 'Recommended' Demographic Analysis

#### Age

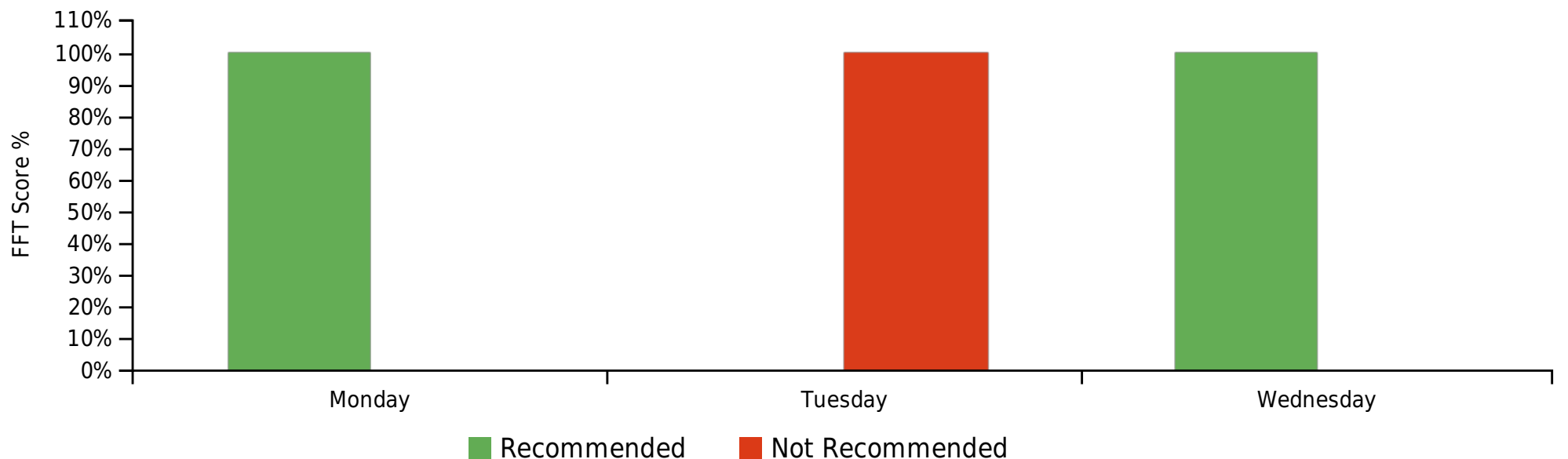
	< 25	25 - 65	65+
All Practices	90%	94%	95%
THE THREE ZERO SIX MEDICAL CENTRE	50%	100%	0%

#### Gender



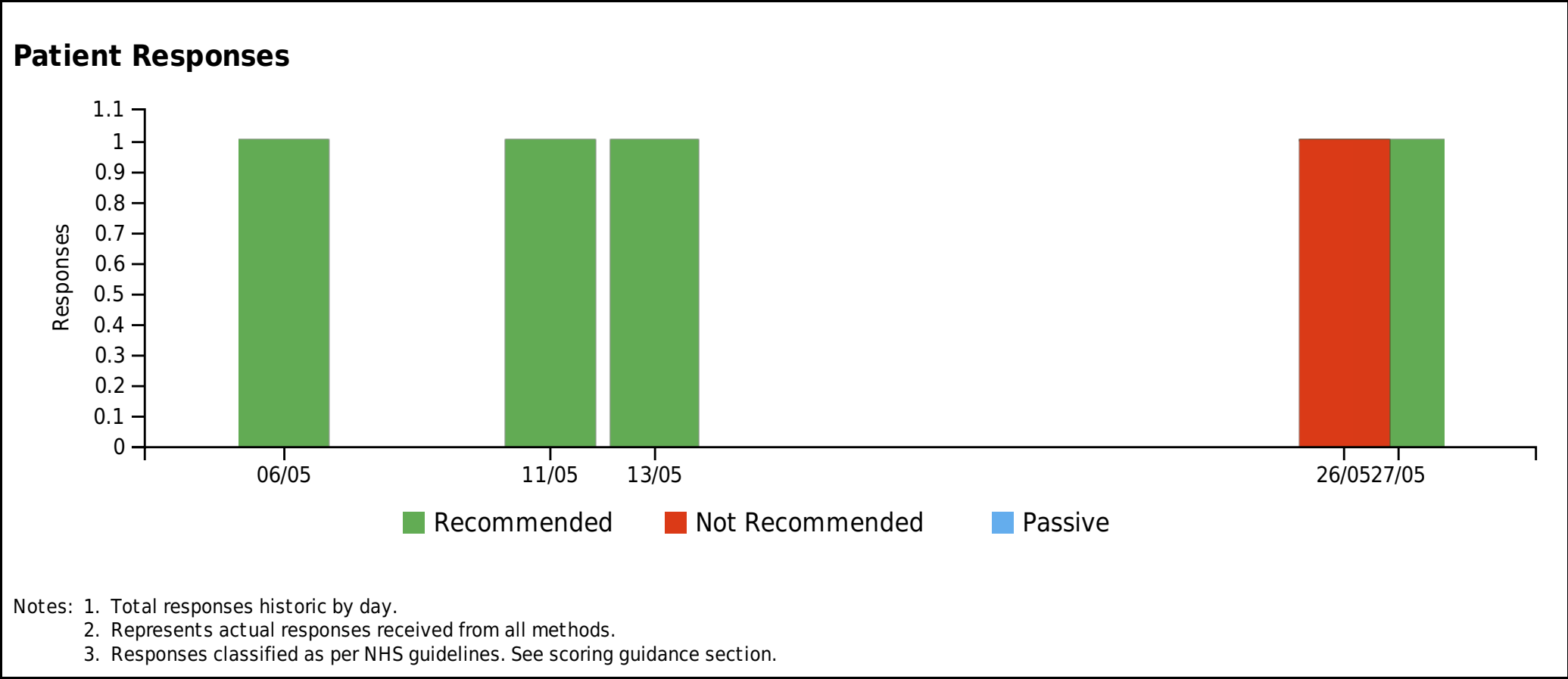
- Notes: 1. Scores for current reporting month.  
2. Score calculated as per NHS requirements. See scoring guidance section.

### Practice Score: Day of the Week Analysis



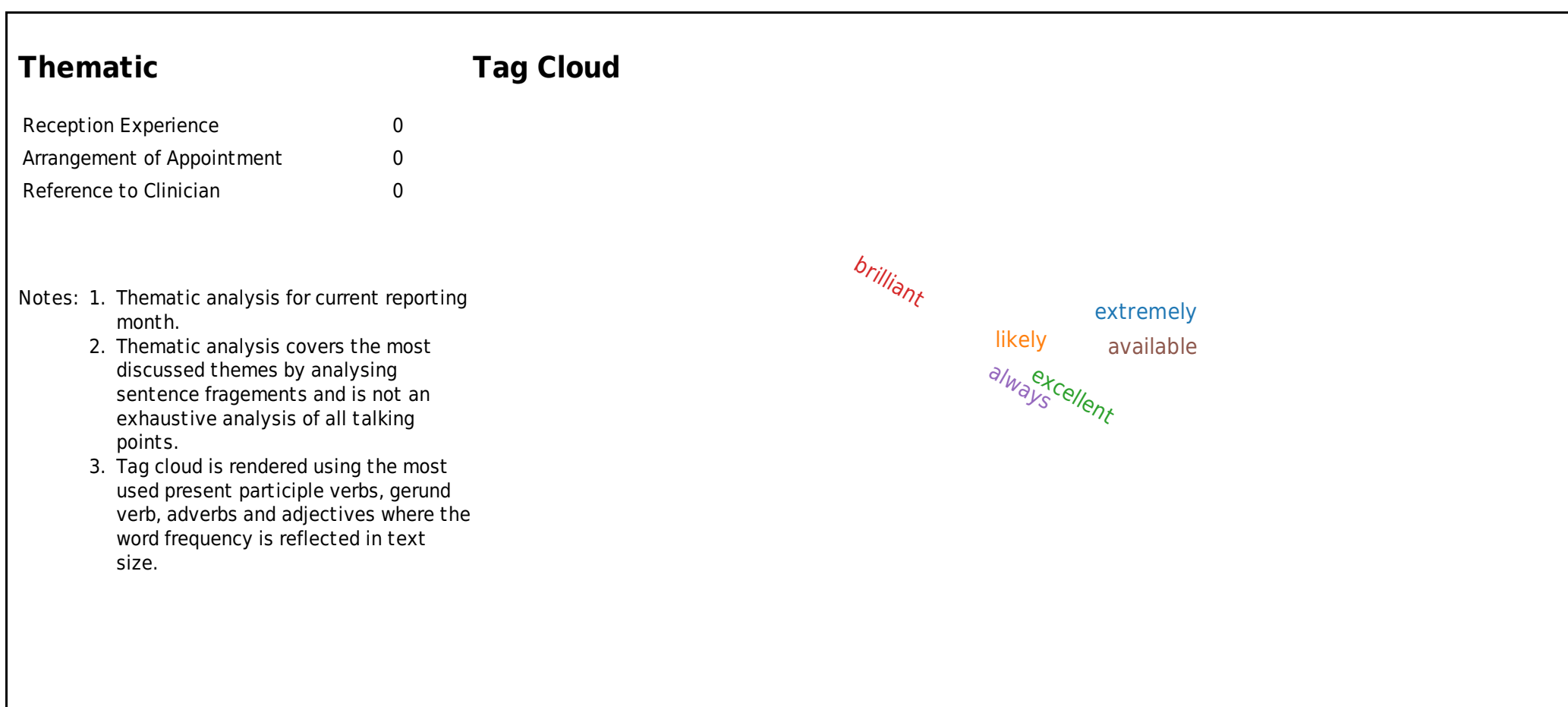
- Notes: 1. Practice performance by Day of the week. Represents actual score for all 'days' during reporting period.  
2. Score calculated as per NHS requirements. See scoring guidance section.

**SECTION 4**  
**Patient Response Analysis**



## SECTION 5

### Patient Free Text Comments: Summary



### Patient Free Text Comments: Detail

- Notes: 1. Free Text Comment received for current reporting month.  
2. Classification based on initial response to Q1 rather than content of message.  
3. Legend: ✓ Consent to publish comment / ✗ No consent to publish comment

#### Recommended

\*Extremely likely, excellent. Brilliant surgery which has always looked after my children and been available whenever i needed

#### Not Recommended

#### Passive