

FFT Monthly Summary: June 2020

THE THREE ZERO SIX MEDICAL CENTRE
Code: G85091

SECTION 1 CQRS Reporting

CQRS Reporting




FFT001	FFT002	FFT003	FFT004	FFT005	FFT006	FFT007	FFT008	FFT009	FFT010	FFT011	FFT012
7	0	1	0	0	0	0	0	0	8	0	0

Notes: 1. The CQRS Reporting table scores above should be entered directly as presented into the CQRS System. For further information please contact the CQRS service desk on 0800 440 2777 or email them at cqrsservicedesk@gdit.com. Please select the 'Data Submission' tab from the main menu.

SECTION 2 Report Summary

Surveyed Patients:	32									
Responses:	8									
		Extremely Likely	Likely	Neither Likely nor Unlikely	Unlikely	Extremely Unlikely	Don't Know			Total
SMS - Autopoll		7	0	1	0	0	0			8
SMS - User Initiated										
Tablet/App										
Web/E-mail										
Manual Upload										
Total		7	0	1	0	0	0			8
Total (%)		88%	0%	13%	0%	0%	0%			100%

Summary Scores

 88%  0%  12%

NHS Scoring Guidance

Recent guidance issued by NHS England has confirmed the move away from the 'Net Promoter' scoring methodology to a simpler 'Percentage Recommended' and 'Percentage Not Recommended' method.

The percentage measures are calculated as follows:

$$\text{Recommended (\%)} = \frac{\text{extremely likely} + \text{likely}}{\text{extremely likely} + \text{likely} + \text{neither} + \text{unlikely} + \text{extremely unlikely} + \text{don't know}} \times 100$$

$$\text{Not Recommended (\%)} = \frac{\text{extremely unlikely} + \text{unlikely}}{\text{extremely likely} + \text{likely} + \text{neither} + \text{unlikely} + \text{extremely unlikely} + \text{don't know}} \times 100$$

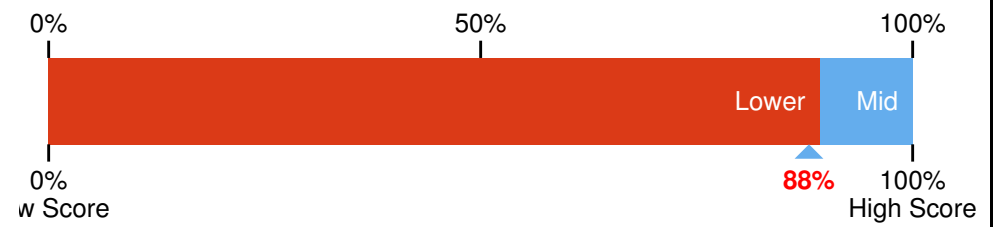
For further information about the selection of the scoring method please see the NHS FFT Review published in June 2014 here:

<http://www.england.nhs.uk/ourwork/pe/fft/fft-test-review/>

SECTION 3 Practice Scoring

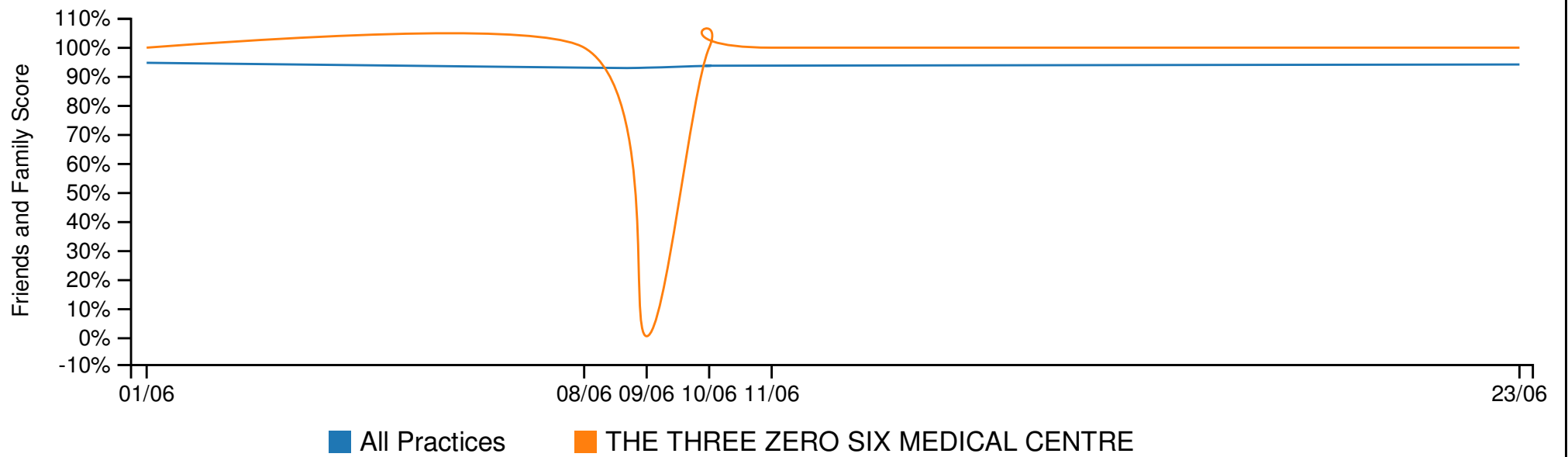
Practice Score: 'Recommended' Rank

Your Score: 88%
Percentile Rank: 20TH



- Notes: 1. Display the 'Recommended' score and percentile for current reporting month.
2. Score calculated as per NHS requirements. See scoring guidance section.
3. Percentile represents how your 'recommended' score compares to all other practices managed by iPLATO. Your score of 20th percentile means your practice scored above 20% of all practices.

Practice Score: 'Recommended' Comparison



- Notes: 1. Practice score comparison of 'recommended' scores only.
2. Score calculated as per NHS requirements. See scoring guidance section.

Practice Score: 'Recommended' Demographic Analysis

Age

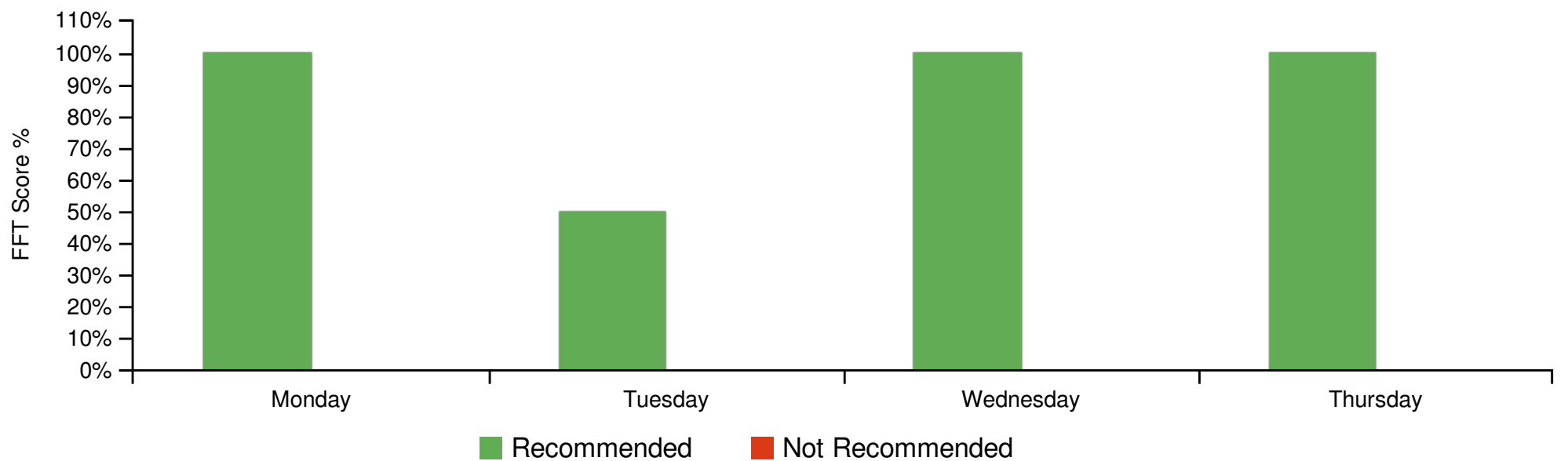
	< 25	25 - 65	65+
All Practices	92%	93%	95%
THE THREE ZERO SIX MEDICAL CENTRE	75%	100%	100%

Gender



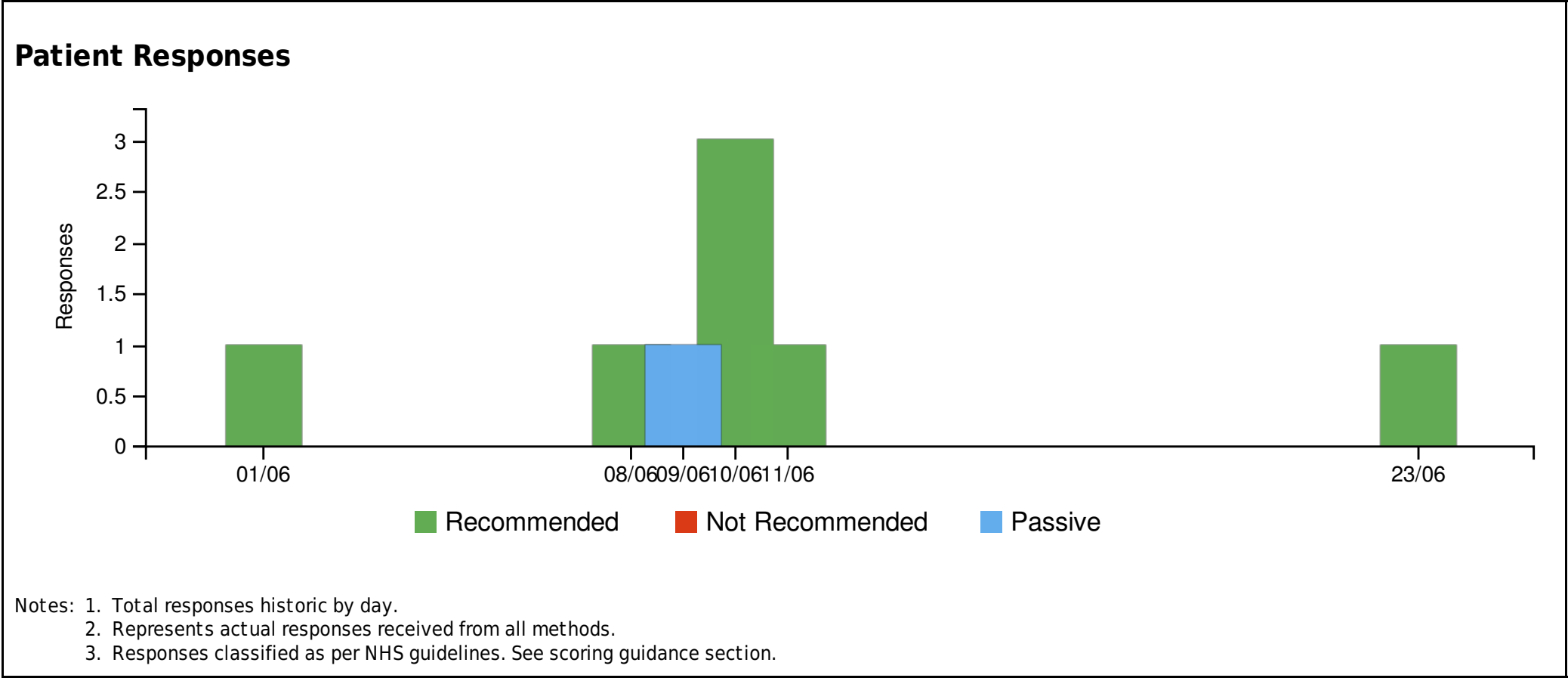
- Notes: 1. Scores for current reporting month.
2. Score calculated as per NHS requirements. See scoring guidance section.

Practice Score: Day of the Week Analysis



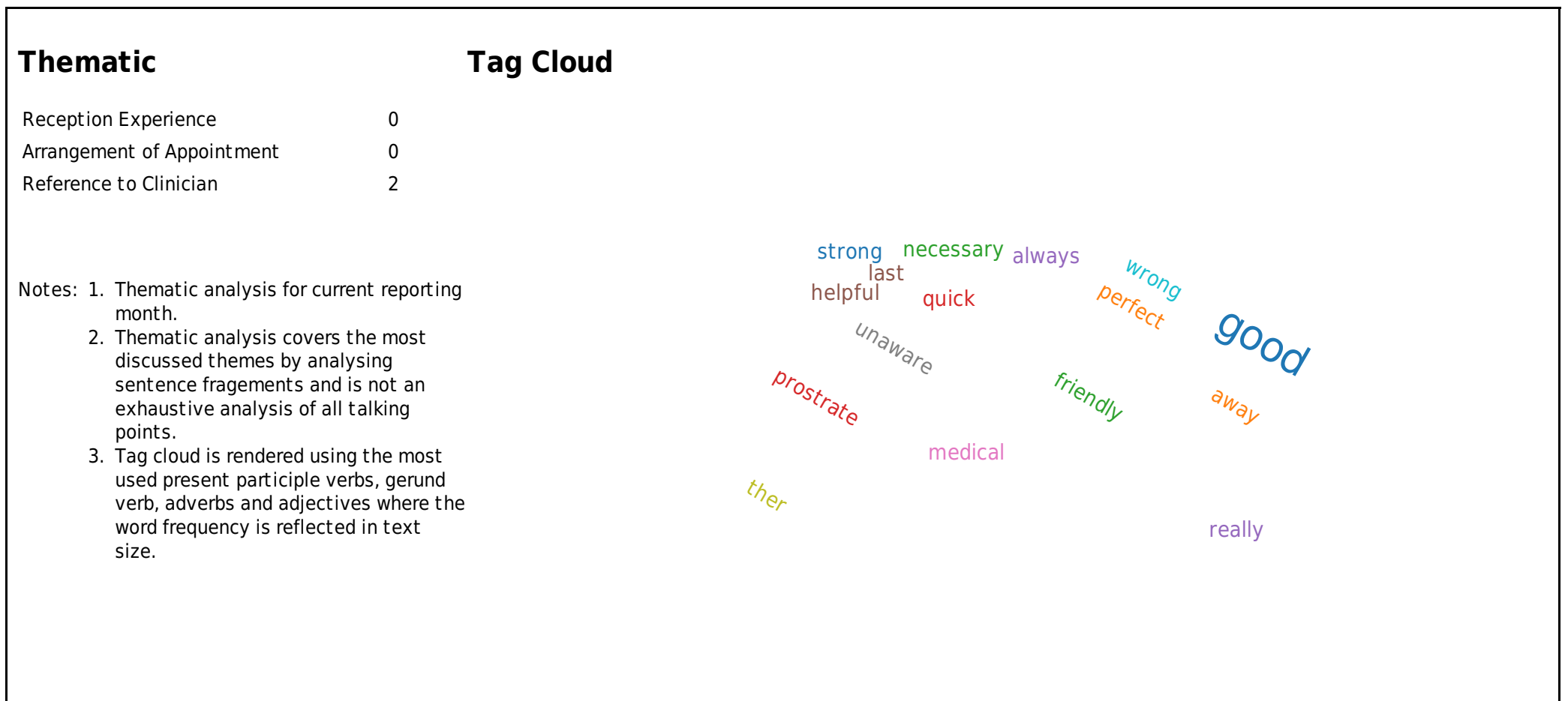
- Notes: 1. Practice performance by Day of the week. Represents actual score for all 'days' during reporting period.
2. Score calculated as per NHS requirements. See scoring guidance section.

SECTION 4
Patient Response Analysis



SECTION 5

Patient Free Text Comments: Summary



Patient Free Text Comments: Detail

- Notes: 1. Free Text Comment received for current reporting month.
2. Classification based on initial response to Q1 rather than content of message.
3. Legend: ✓ Consent to publish comment / ✗ No consent to publish comment

Recommended

- ✓ Perfect friendly quick service.
- ✓ I always knew that my doctor has put my best interest first over the last four years since she discovered my medical problem when I was unaware that ther@ there was something wrong she gave me the courage and advice to stand strong and not hide away and helped me face up to do what was necessary when I had pros@ prostrate cancer thank you Doctor Chawdhery@dhery
- ✓ It was really good not rushed Dr went threw everything .
- ✓ Helpful good customer service

Not Recommended

Passive